

TRANSFORM YOUR LIFE



SO SIMPLE, SO FLEXIBLE,
SO **INNOVATIVE!**



An initiative by Godrej Interio
1st Indian furniture company with GREENGUARD Certified products

MODULAR FURNITURE | DESKING | SEATING | STORAGE | INTERIORS | LAB | MARINE | HEALTH CARE | HOME



NATIONAL:

North: Delhi, Chandigarh, NCR, Jaipur, Lucknow

South: Chennai, Bengaluru, Hyderabad, Kochi, Vizag

West: Mumbai, Ahmedabad, Bhopal, Pune, Raipur

East: Kolkata, Bhubaneshwar, Guwahati, Patna, Ranchi

INTERNATIONAL: Sharjah (UAE), Riyadh (Kingdom of Saudi Arabia)

LOCAL ADDRESS

In keeping with the Godrej policy of continuous development and improvements, the dimensions and specifications may be changed without prior notice or obligations. All dimensions are in mm and are subject to commercial tolerances. Colour options depicted in this catalogue are as close to what modern printing processes allow.

Godrej & Boyce Mfg. Co. Ltd.

Godrej Interio, Plant 13A, Pirojshanagar, Vikhroli (E), Mumbai - 400 079.
Tel: +91-22-6796 1700/1800 | Fax: +91-22-6796 1503 | Toll Free Number: 1-800-209 5511.
Website: www.godrejinterio.com | Email: interiooffice@godrej.com

K INST O WISH JAN 13



SIMPLICITY OF DESIGN, FLEXIBILITY OF LAYOUT

WISH is born from the current international trend of 'going horizontal'. This adds the feeling of expanse to your office space and creates an impactful impression of added depth to the office. This contemporary concept is not only pleasing to the eye, but also highly flexible in nature, allowing office layouts to be planned around existing oddities within the work space.

WISH is designed so as to be able to fit into any office layout more creatively by utilizing even fallow spaces such as columns into the design of the workspace layout. This capability of being highly accommodative is possible because of the ingeniously crafted horizontal panels that comprise its structure.

The sleek gapless panels with their proportional visual lines provide the workstations with a modern look and feel. Creative layout plans can result in variety of looks for offices, such as a single-colour monolithic look, a classic wooden look, a multi-colour tiered look, an artistic acrylic finish or even a neo-modern transparent or translucent glassy look. In a nutshell, WISH is about simplicity that allows infinite flexible possibilities.

BIFMA e3 level® Furniture
Sustainability Standard Certification





INNOVATIVE FEATURES, ADDED UTILITY

FEATURES

- The construction of the partitions with honey comb block and tiles ensures a sturdy gapless system with extensive wire management and easy accessibility to the inner frame.
- It can provide up to a 6 feet wide single panel, thereby, giving your office an expansive look and getting rid of visual clutter.
- Horizontal panels facilitate leg and bracket flexibility.
- Possibility of using slimmer panels with spine and fin combination to give more space to people without compromising on individual privacy.
- Extensive wire management with easy access and maintenance as the bottom tile is easily removable.
- Various worktop profiles, tile options, sizes, colours and finishes available.
- Top tile also available as a split tile with different finishes for enhanced aesthetics and functionality.

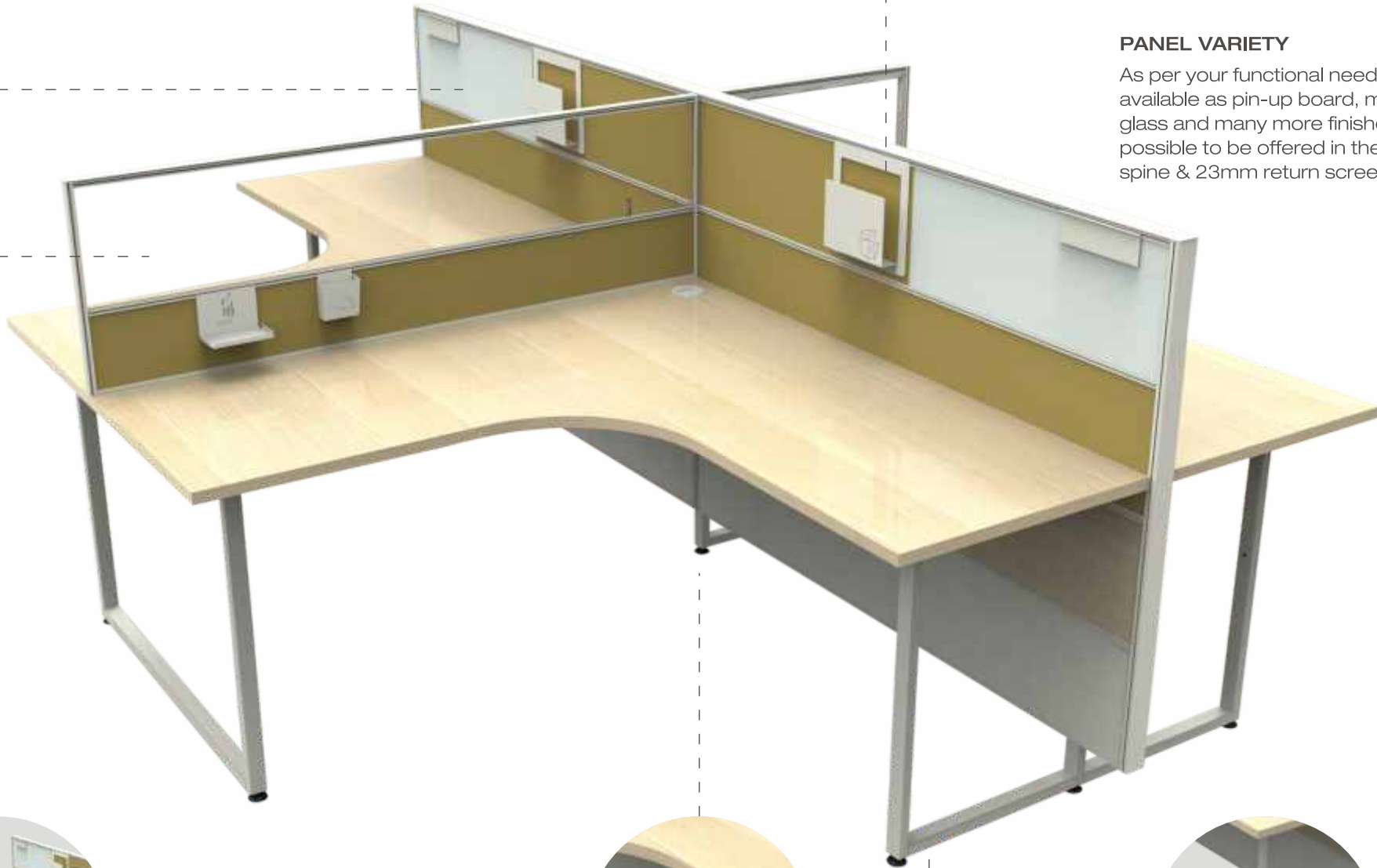
MULTIPLE **FEATURES,** INCREASED AESTHETICS




TRENDY ACCESSORIES
Laser cut Designer Panel mounted accessories are available for reducing the clutter on the work top like monitor arm holder, pen holder, file holder, mobile holder & name plates.



PANEL VARIETY
As per your functional needs the panels are available as pin-up board, marker board, glass and many more finishes. Same Finishes possible to be offered in the 52mm thick spine & 23mm return screen panel as well.



DIVIDER PANEL
Half return screens/half screens can be used as a divider between workstations to segregate the space and visual privacy.


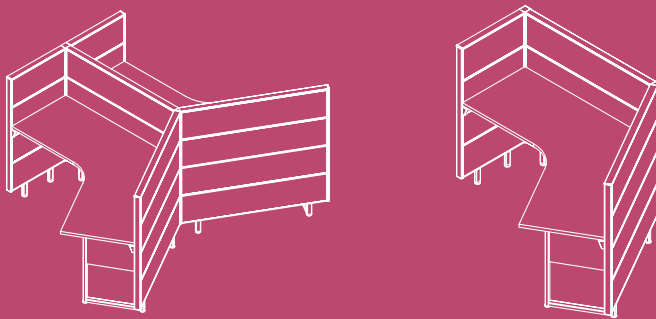



ELEVATED LOOK
The raised panel facilitates better air circulation and ease of maintenance.



LEG DETAILING
The unique leg detailing makes the product look visually light and yet ensures sturdy support.

WISH MODULES



*Available in multiple configurations.

FLEXIBLE STYLING, EFFORTLESS ACCOMODATION


THE MERITS OF LEG AND BRACKET FLEXIBILITY

This is a design innovation wherein a horizontal groove of the panel facilitates mounting of workspace brackets at various locations along the panel, leading to leg adjustability. Not only does this enhance the looks of WISH, but it also allows WISH to accommodate more.




ACCOMMODATES PEDESTALS

The legs can be installed along the width of the panel so as to accommodate a pedestal, if required.



ACCOMMODATES VISITORS

Visitors can be accommodated easily because of the space created by installing the legs as per your need.



ACCOMMODATES MORE PEOPLE

Added space, made possible by adjustable design, gives you the flexibility to accommodate more people when needed.



ACCOMMODATES ODDITIES OF WORKPLACE

Space constraints like pillars can be accommodated into the office design seamlessly without any change in configuration.



LOOKS GOOD, FEELS GOOD AND IS **GREEN** TOO...

WISH, with its contemporary looks, imparts an expansive visual spread to your office and offers an infinite range of styles. It also is one of the most sustainable platforms that can help your organization walk the sustainable talk. It's your WISH come true.

GREEN ASSURANCE

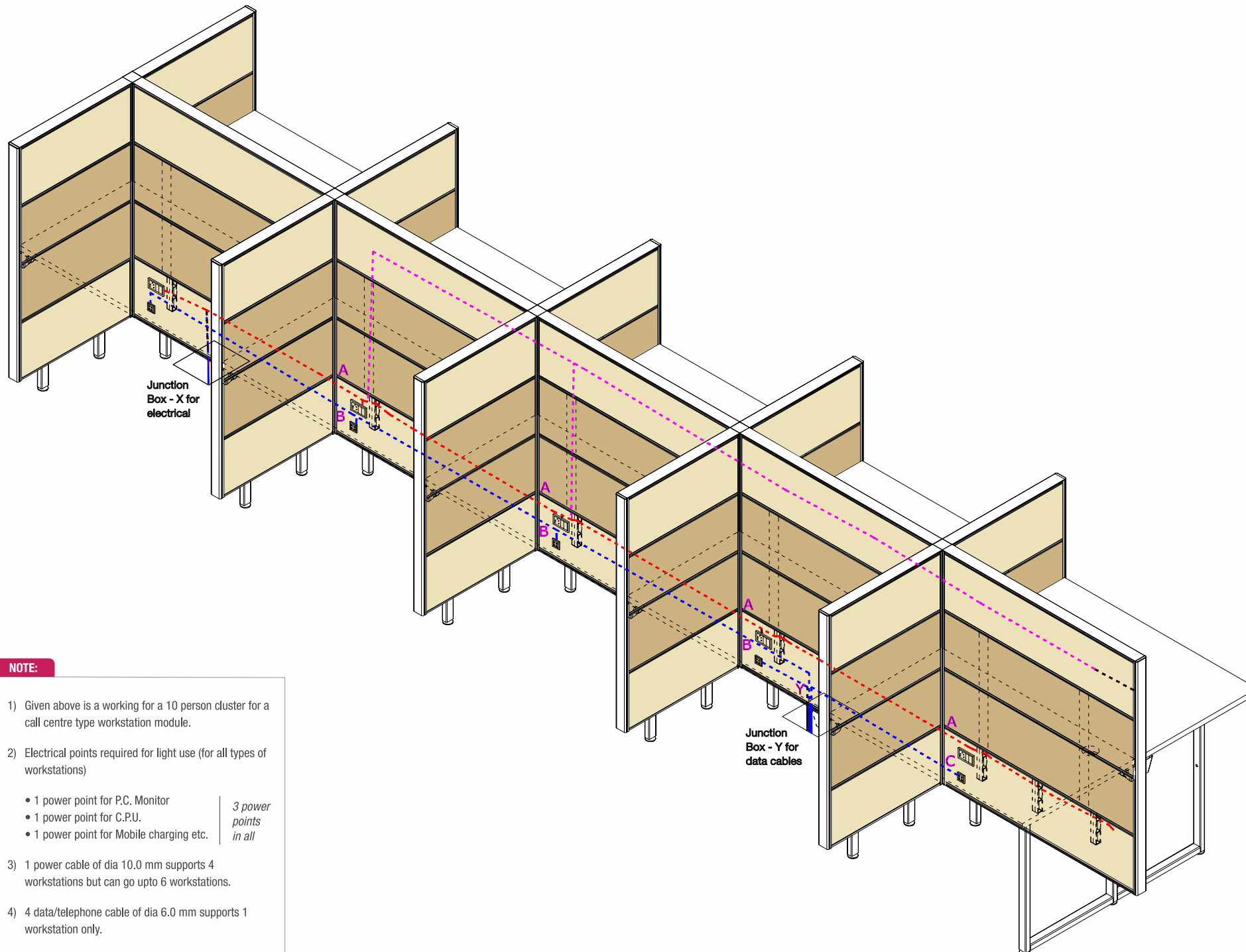
WISH has been awarded level® 2 Gold certification from BIFMA (Business & Institutional Furniture Manufacturers Association), a first in the Indian furniture industry. This has been awarded to Godrej Interio for its holistic approach to sustainability and for meeting e3 sustainability for commercial furniture standards. Being a multi-attribute sustainability standard, it assesses the environmental & societal impact of furniture in a built environment while simultaneously taking into account company's processes, social actions, energy usage, material selection and human and ecosystem impacts.

BIFMA e3 level® Furniture
Sustainability Standard Certification



WISH FOR BETTER WIRE MANAGEMENT

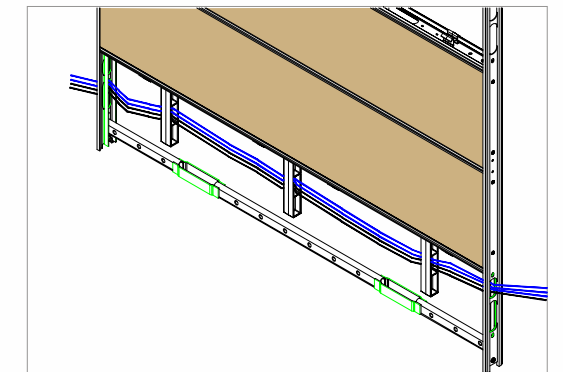
In the WISH system, the in-built flexibility of tiles provides for wire management at two levels, i.e. the top tile and the bottom tile. The slide-in tiles at the top module of the screen facilitates easy wire management. Whereas, the entire (12 inch) snap-on bottom tile is easily removable to enable quick, complete access to the wires for ease of maintenance.



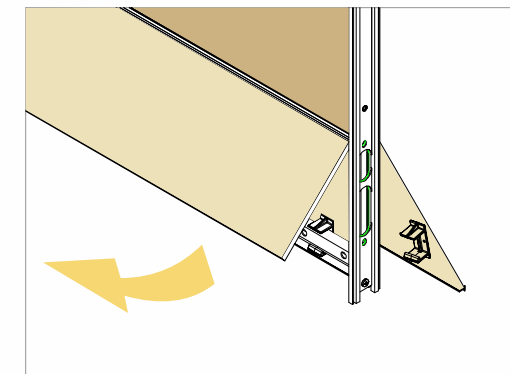
NOTE:

- 1) Given above is a working for a 10 person cluster for a call centre type workstation module.
- 2) Electrical points required for light use (for all types of workstations)
 - 1 power point for P.C. Monitor
 - 1 power point for C.P.U.
 - 1 power point for Mobile charging etc.

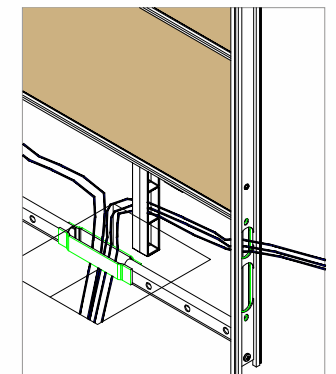
3 power points in all
- 3) 1 power cable of dia 10.0 mm supports 4 workstations but can go upto 6 workstations.
- 4) 4 data/telephone cable of dia 6.0 mm supports 1 workstation only.



Plastic cable holder to guide the horizontal passage of wires in the bottom tile

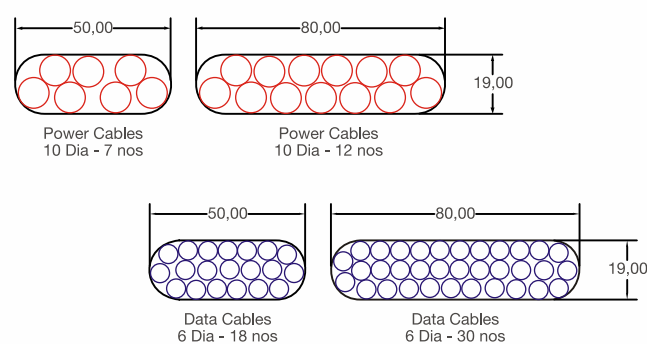


Press fitted tiles for easy access and serviceability of internal wiring



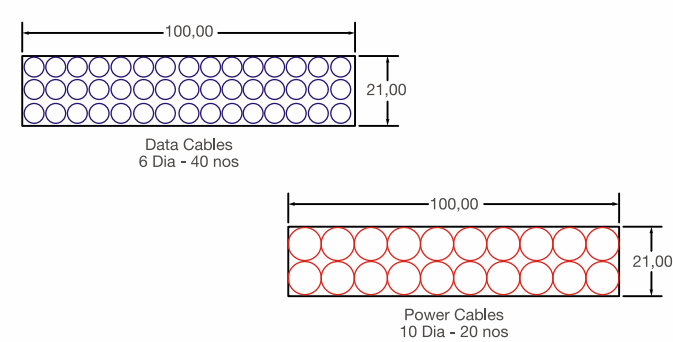
Provision to take wires from the floor through slots in the assembly bottom frame

Cables passing through slots provided in the vertical assembly*

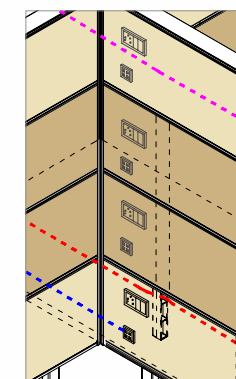


*Diagrammatic representation only

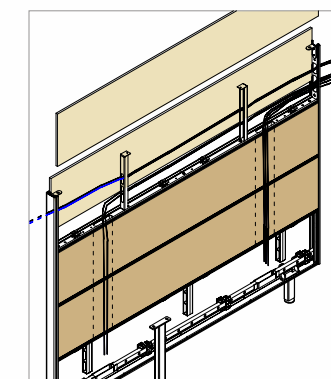
Cables passing through slots provided in the bottom horizontal frame assembly*



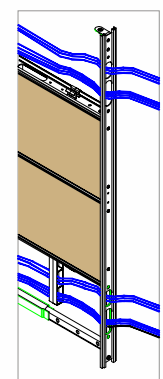
*Diagrammatic representation only



Mounting of switches at any level



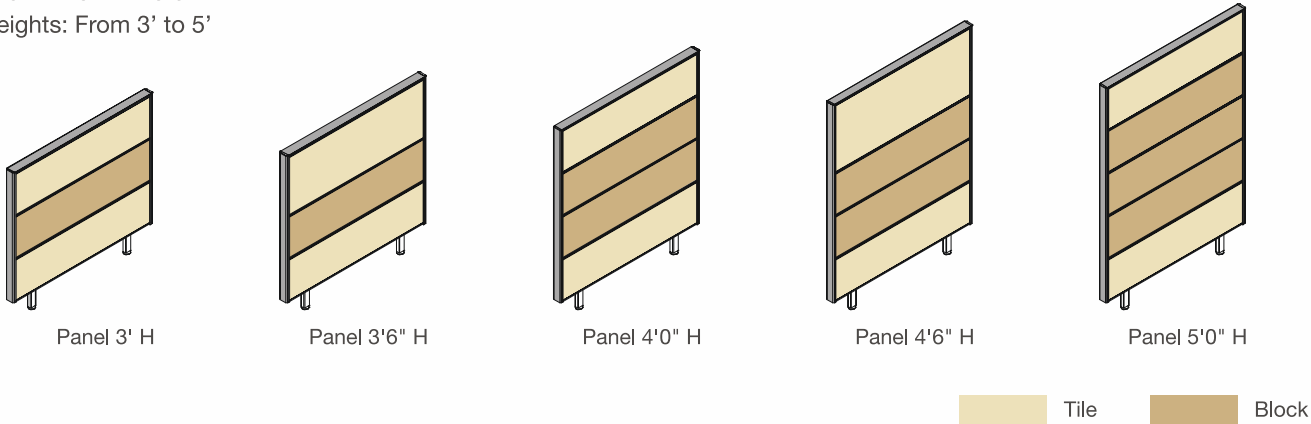
Concealed conduit for vertical passage of wires



Slots provided on vertical, at two positions for passing of wires from one frame to another

WISH 52 MM PANELS

Width: From 1' to 6'
Heights: From 3' to 5'

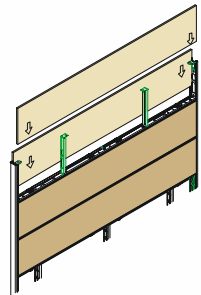


Top Tiles

Opaque: Laminated, Fabric,
Fabric Magnetic, Tackable,
Laminated, White Board &
Glass Writing Board

Clear: Glass & Frosted

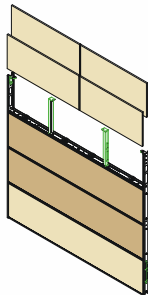
Width: From 1' to 6'



Split Top Tiles

Spilt Tiles: Laminated,
Fabric Tackable,
Fabric Non-tackable,
White Board, Glass &
Glass Writing Board

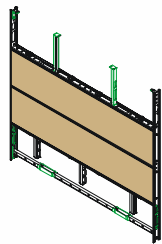
Width: From 1' to 5'



Middle Level Blocks

Opaque: Laminated, Fabric

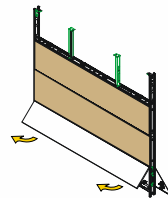
Width: From 1' to 6'



Bottom Tiles

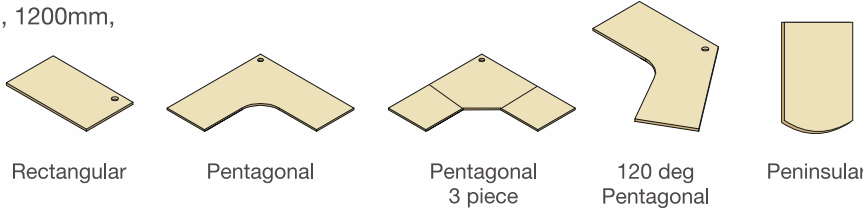
Opaque: Laminated, Plain Metal & Fabric

Width: From 1' to 6'



WORK SURFACES

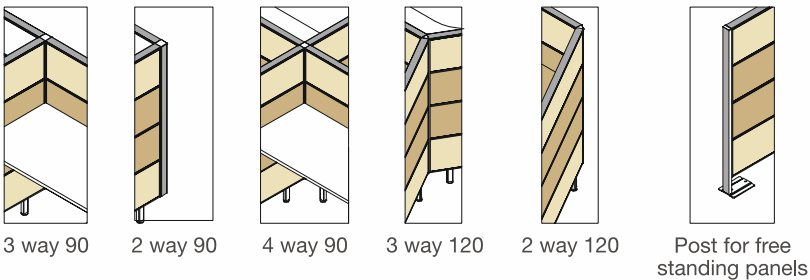
Width: 600mm,750mm, 900mm, 1050mm, 1200mm,
1350mm, 1500mm, 1650mm & 1800mm
Depth: 450mm, 600mm & 750mm,
Edge Profile: PVC edge banded
Postformed edge



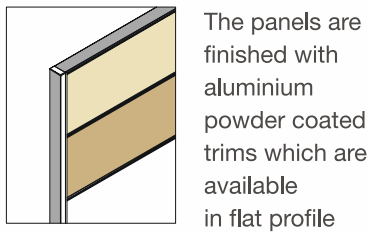
*Postforming can be done only on straight edges

JOINERY POST & PANELS TRIMS

The aluminium joinery post are finished with powder coating

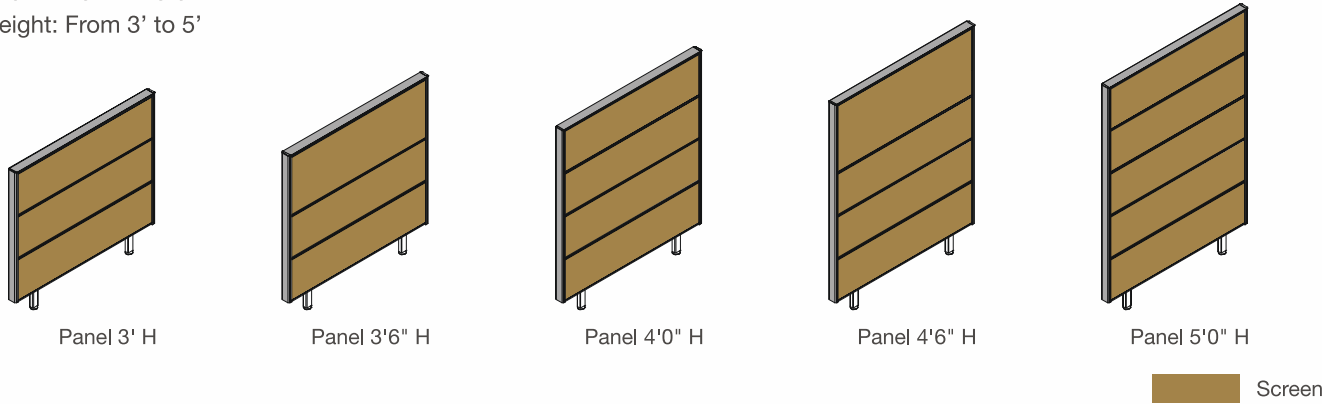


Joineries available for 90° junction in 23mm thick panel



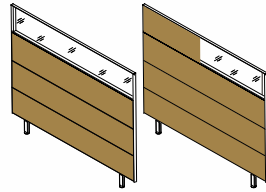
WISH 23 MM PANELS

Width: From 1' to 6'
Height: From 3' to 5'



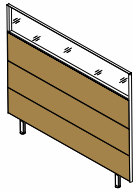
Top /Split Top, Middle & Bottom Screen Finish

Glass, Laminated,
Fabric, Fabric Magnetic,
Tackable
Width: from 1' to 6'



Split Screens in the top
is also possible
Width: from 1' to 5'

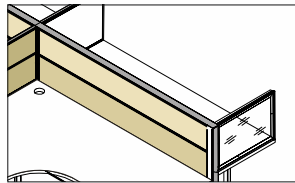
Middle Level Screen Finishes:
Laminated & Fabric
Width: from 1' to 6'



Bottom Screen Finishes:
Laminated, Plain Metal, Fabric
Width: from 1' to 6'

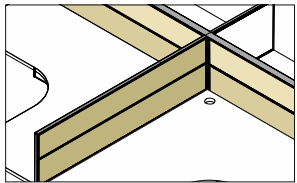
Half Screens/ Half Return Screens

Half screen finishes:
Glass, White Board,
Fabric & Laminated



Half Screens
Width: from 1'6" to 2'6"
Height: from table top to panel
top 3'6" & 4' height only

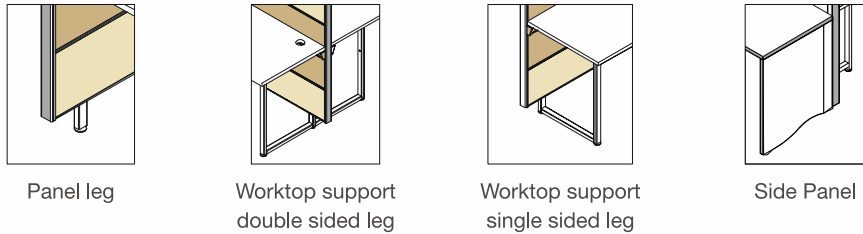
Half Return Screens*
Width: from 4' to 5'
Height: from table top to panel
top 3'6" & 4' height only



*Possible to be offered in shared conditions only

LEGS /GABLE ENDS

The M.S. legs are finished with
powder coating and are of 3 types

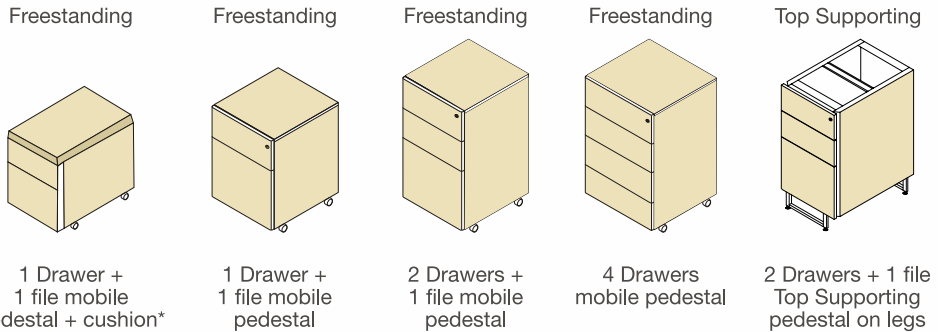


STORAGES

Nova Drawer Unit Range
Drawer Configuration:
1 Box drawer + 1 Filing drawer
2 Box drawer + 1 Filing drawer
4 Eq. Box drawer

Drawer Front Finish:
Metal Front, Wooden Postformed
Front & Wooden PVC Front

*Cushion available in dark gray only



*All widths and heights are in pitch of 6 inch or 150 mm