

LOOKS **SLEEK**  
WORKS SIMPLE



OPOS | DESKING | SEATING | STORAGE | INTERIORS | LAB | MARINE | HEALTH CARE | HOME

Branches:

West: Mumbai, Ahmedabad, Bhopal, Pune, Raipur.  
East: Kolkata, Bhubaneshwar, Guwahati, Patna, Ranchi.  
North: Delhi, Chandigarh, NCR, Jaipur, Lucknow.  
South: Chennai, Bangalore, Hyderabad, Kochi, Vizarg.  
International: Sharjah (UAE), Riyadh (Kingdom of Saudi Arabia).

Local Address:

In keeping with the Godrej Policy of continuous development and improvement, the dimensions and specifications may be changed without prior notice or obligations. All dimensions are in mm and are subject to commercial tolerances. Colour options depicted in this catalogue are as close to what the modern printing process allows.



## SIMPLE & FLEXIBLE DESIGN

'Linea' is a modular desk-based system for corporates who believe in the power of simplicity and flexibility. It is designed such that it manages to look minimalist yet take care of every little detail. This exclusively designed desk-based system manages to keep up with international trends due to its unique floating design.







# THE SHEER POWER OF **SIMPLICITY**

For those who believe in the power of simplicity, may we present a desk that is designed to look effortless yet perform a tremendous amount of work.

Linea, the all new modular desk-based system from Godrej Interio, is designed to create an open and interactive atmosphere at the workplace.

Sleek and attractive, it manages to pay attention to details yet remain surprisingly uncomplicated.

The composite framed screens eliminate monotony and make it more functional.

It works to prove itself as the ultimate embodiment of corporate comfort, magnificence and simplicity.

Indeed, Linea is designed to generate the perfect workplace environment that's beneficial to productivity.



# CHIC AND CONTEMPORARY




## LINEA MODULES WITH PLAIN SCREEN



# CONVENIENCE @ HAND

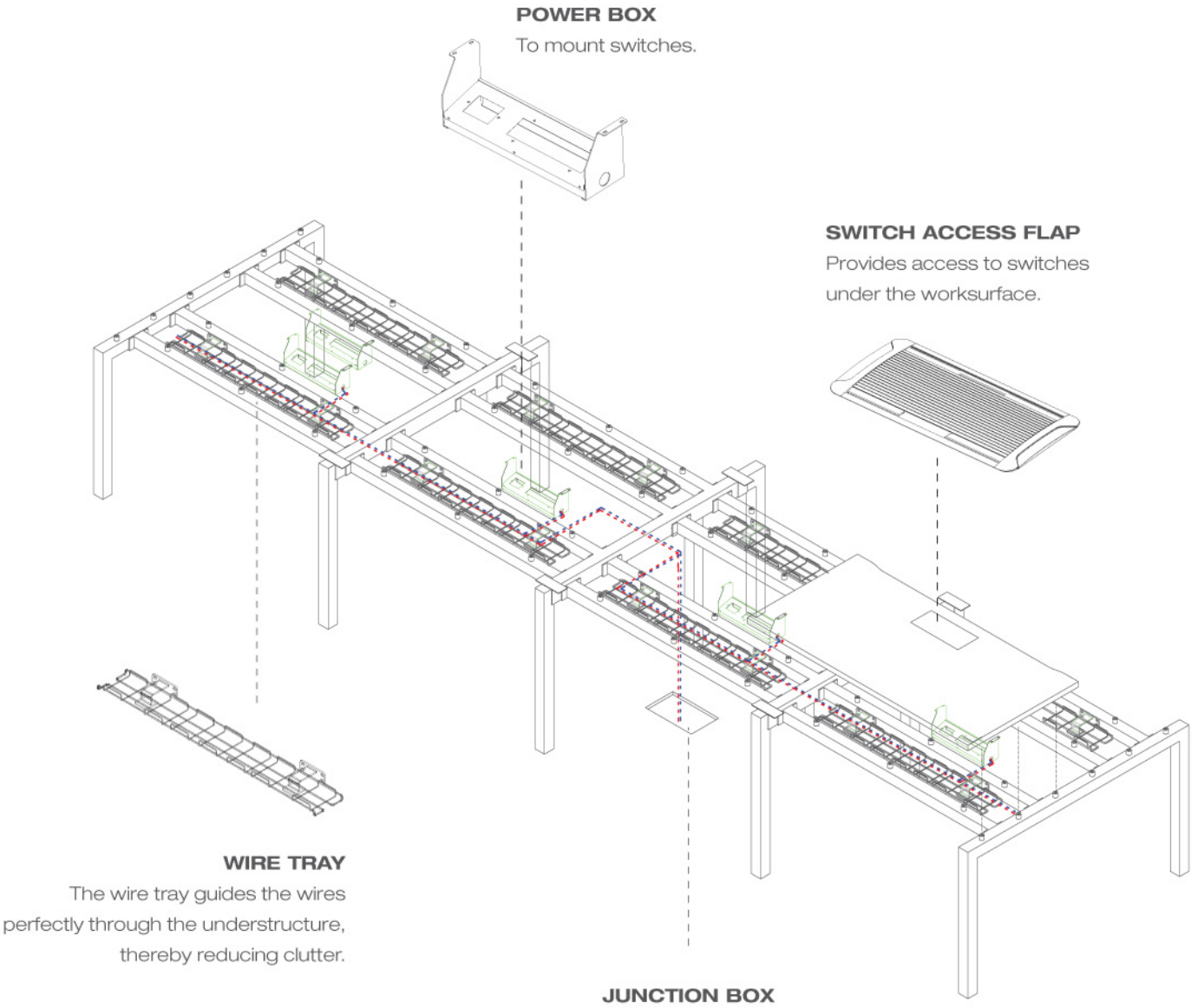


## LINEA MODULES WITH FRAMED SCREEN



# EFFICIENT WIRE MANAGEMENT

The wires are taken up from the junction box on the floor, to the wire tray which is located under the work surface, via a snake wire carrier / vertical wire duct. The switches are mounted on the power box which can be accessed via the access flap.



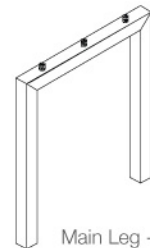
\*Note: The wires are carried from the junction box to the wire tray via a snake wire carrier/ vertical wire duct.



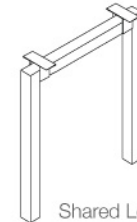
# TECHNICAL PARTICULARS

## UnderStructure

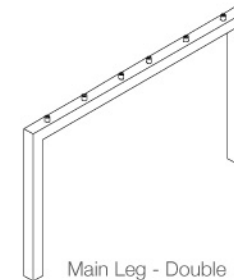
Leg Finish: Metal powder coated  
 Main Leg and Shared Leg Size:  
 (Single) : 450mm, 600mm, 750mm widths  
 Main Leg and Shared Leg Size:  
 (Double) : 900mm, 1200mm, 1500mm  
 Wire Tray: The slim and aesthetic wire tray carries cables below the workstation.



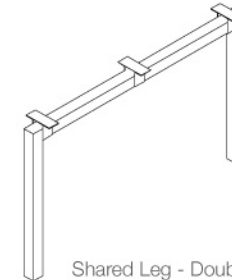
Main Leg - Single



Shared Leg - Single



Main Leg - Double



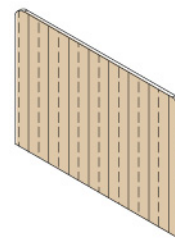
Shared Leg - Double




Single Leg

## Partition Screens

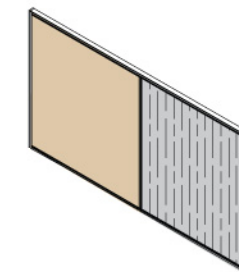
Plain Screen : Fabric, Fabric Magnetic, Laminated  
 Framed Screen : Fabric, Fabric Magnetic, Laminated, White Board  
 Twin Finish Framed Screen: Fabric + Fabric, Fabric + Laminated, Fabric + WhiteBoard, Laminated + Whiteboard, Laminated + Laminated (Fabric could also be Fabric Magnetic)  
 Width of Screen : 600mm, 750mm, 900mm, 1050mm, 1200mm, 1350mm, 1500mm  
 Height : 492mm, 642mm  
 Thickness of screen: 18mm to 20mm for Plain Screen, 23mm for Framed Screen



Plain Screen



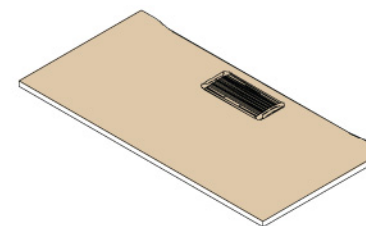
Framed Screen



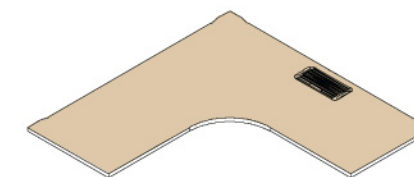
Twin Finish Framed Screen

## Worksurface

Width: min 900mm - max 1800mm  
 Depth: min 450mm - max 1500mm  
 Edge Profile: PVC Edge banded



Rectangular



Pentagonal

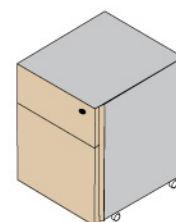
## Storages

Nova Drawer Unit Range  
 Drawer Configuration:  

- 1 Box drawer + 1 Filing drawer
- 2 Box drawer + 1 Filing drawer
- 4 Eq. Box drawer

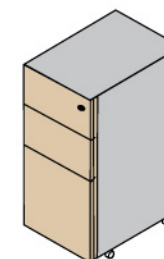
 Drawer Front Finish: Metal Front

Freestanding



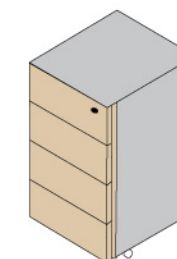
1 Dr + 1 file mobile pedestal with metal front

Freestanding



2 Dr + 1 file mobile pedestal with metal front

Freestanding



4 Dr mobile pedestal with metal front