

# E-Vita Range

## Launch Circular for

### I. E-VITA BEDS:

- A. E -VITA XP BED (WITH MANUAL TR & KNEEREST)
- B. E -VITA BED (WITH MANUAL TR & KNEEREST)
- C. E -VITA XP BED (WITH MANUAL TRENDLENBURG)
- D. E-VITA BED (WITH MANUAL TRENDLENBURG)

### II. E-VITA LITE BEDS:

- A. E -VITALITE XP BED (WITH MANUAL TR & KNEEREST)
- B. E -VITALITE BED (WITH MANUAL TR & KNEEREST)
- C. E -VITALITE XP BED (WITH MANUAL TRENDLENBURG)
- D. E -VITALITE BED (WITH MANUAL TRENDLENBURG)



# E-Vita Range

## SEMI MOTORIZED BEDS: THE CATEGORY

- Semi Motorized beds are a relatively younger product category compared to Motorized beds, developed in the Asian Market., during the last two decades.
- CUSTOMER PROFILE: Semi Motorized Beds are a 'Hybrid' product category for customer groups who aspire to upgrade beyond fully mechanical beds, while hesitating to decide on fully motorized beds, due to various factors.
- PRODUCT APPLICATION: In Private Rooms / Suite Rooms / Post-Operative recovery Rooms.
- In general, the main purpose of motorization is to substitute mechanical force required for adjustment of the bed's positions, and reduce the caregiver's manual effort.
- Motorization can also give autonomy to the patient to operate select functions independently, thereby reducing dependence on the caregiver, both enhancing the patient's sense of autonomy, and the caregiver's productivity.
- Semi Motorized Beds are available in 3 categories: 4 functions, 3 functions, and 2 functions.
- In these, number of motorized functions must be max 3 and min 1.








# E-Vita Range

## SEMI MOTORIZED BEDS: THE CATEGORY

- While several hospitals aspire for motorized beds, their most compelling barriers include high product cost, product complexity, infrastructure issues of electric supply.
- Here, Semi-Motorized beds with Manual Override present the perfect solution.
- Manual Override means a facility whereby a Mechanical leadscrew handle is available as a back-up arrangement to operate a function, incase its Electric operating fails due to any reason.
- When selective motorization is required, usually the functions requiring highest mechanical effort in terms of force and frequency are motorized on priority.
- Therefore , Height is the most common function to be motorized,[ highest effort since directly against gravity], followed by Backrest [highest frequency since used for adjusting patient to seated position]
- Accordingly, Kneerest and Trendelenburg/Reverse, being the least frequently used functions, can be kept manual with minimum discomfort to the caregiver.

### SYMBOLS FOR FUNCTIONS

				
BACKREST	KNEEREST	TRENDELENBURG	REVERSE TRENDELENBURG	HEIGHT ADJUSTMENT
FUNCTION 1	FUNCTION 2	FUNCTION 3 [ TO BE CONSIDERED AS ONE FUNCTION, REPRESENTED BY TR IN THIS DOCUMENT]		FUNCTION 4

# E-Vita Range

## OUR USP: THE MANUAL OVERRIDE





















- Manual Override means a facility whereby a Mechanical leadscrew handle is available as a back-up arrangement to operate a function, incase its Electric operating fails due to any reason.
- The term 'Override' necessarily implies a dual arrangement i.e. Electric + Manual , to operate a specific function. Manual override is to be operated only if/when the electric operating fails.
- The Manual Override is a feature which ensures minimum down-time.
- Therefore , going beyond Semi Motorized beds, the E-Vita Range consists of **Dual Operating mechanisms.**
- The Combo of Motorized Functions with Manual Override backup creates a unique category of Combo Beds, to which the E-Vita Range belongs.



# E-Vita Range

## OUR PRODUCT RANGE



		E-VITA [WITH SIDEBOARDS] 		E-VITA LITE [WITH SIDERAILS] 	
		XP	NON XP	XP	NON XP
 4 FUNCTION BEDS HAVING 2 FUNCTIONS MOTORIZED	MOTORIZED FUNCTIONS				
	MANUAL FUNCTIONS				
 4 FUNCTION BEDS HAVING 3 FUNCTIONS MOTORIZED	MOTORIZED FUNCTIONS				
	MANUAL FUNCTIONS				

# E-VITA XP [with MANUAL TR & KNEEREST]






		E-VITA [WITH SIDEBORDS]
		XP
4 FUNCTION BEDS HAVING 2 FUNCTIONS MOTORIZED	MOTORIZED FUNCTIONS	
	MANUAL FUNCTIONS	

LAUNCH CIRCULAR: E-VITA BEDS




# E-VITA [with MANUAL TR & KNEEREST]



		E-VITA [WITH SIDEBARDS]
		NON XP
4 FUNCTION BEDS HAVING 2 FUNCTIONS MOTORIZED	MOTORIZED FUNCTIONS	
	MANUAL FUNCTIONS	

LAUNCH CIRCULAR: E-VITA BEDS

# E-VITA XP [with MANUAL TR]



		E-VITA [WITH SIDEBOARDS]
		XP
4 FUNCTION BEDS HAVING 3 FUNCTIONS MOTORIZED	MOTORIZED FUNCTIONS	
	MANUAL FUNCTIONS	

LAUNCH CIRCULAR: E-VITA BEDS




# E-VITA [with MANUAL TR]



		E-VITA [WITH SIDEBARDS]
		NON XP
3 FUNCTIO N MOTORI ZED	MOTORIZ ED FUNCTIO NS	
	MANUAL FUNCTIO NS	

LAUNCH CIRCULAR: E-VITA BEDS

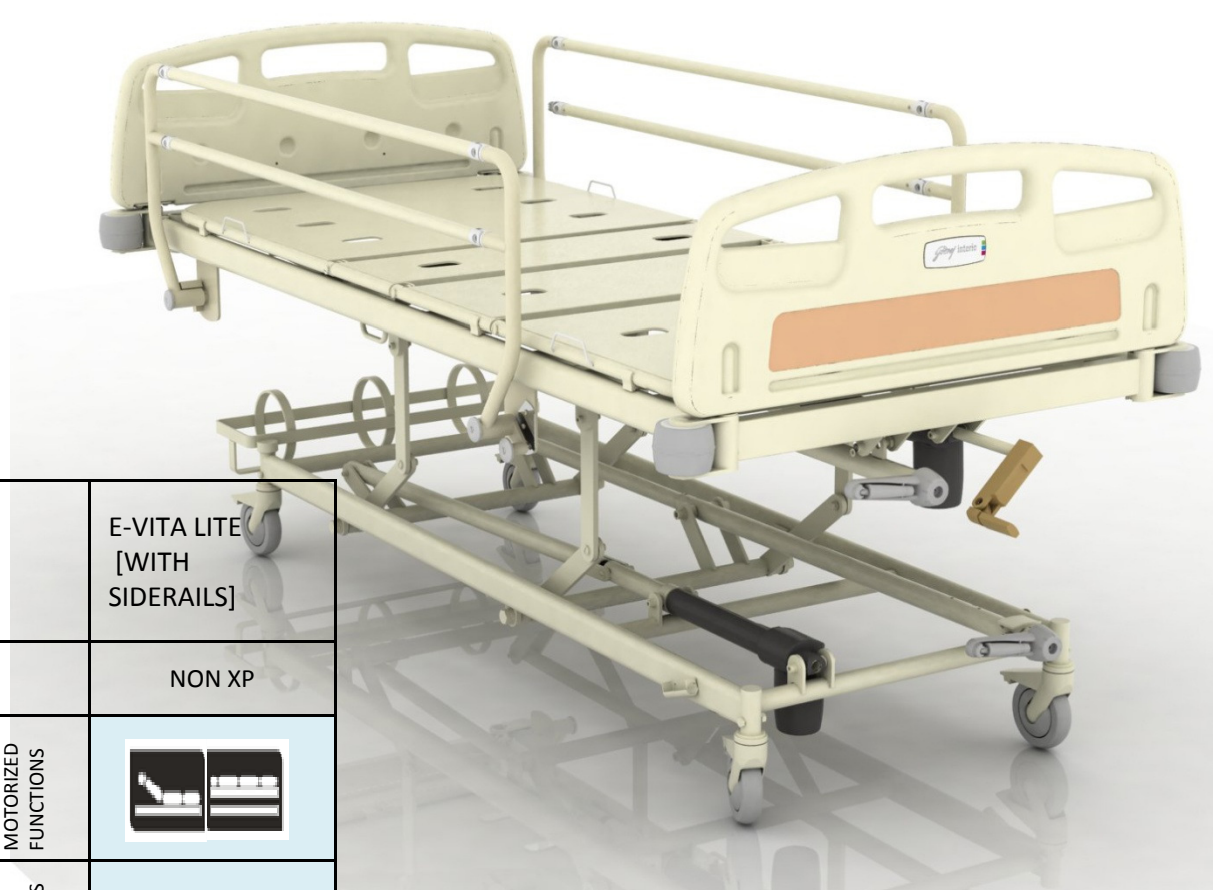
# E-VITA LITE XP [with MANUAL TR & KNEEREST]





		E-VITA LITE [WITH SIDERAILS]
		XP
4 FUNCTION BEDS HAVING 3 FUNCTIONS MOTORIZED	MOTORIZED FUNCTIONS	
	MANUAL FUNCTIONS	

LAUNCH CIRCULAR: E-VITA BEDS

# E-VITA LITE [with MANUAL TR & KNEEREST]



		E-VITA LITE [WITH SIDERAILS]
		NON XP
2 FUNCTION MOTORIZED	MOTORIZED FUNCTIONS	
	MANUAL FUNCTIONS	

LAUNCH CIRCULAR: E-VITA BEDS

# E-VITA LITE XP [with MANUAL TR]



		E-VITA LITE [WITH SIDERAILS]
		XP
3 FUNCTION MOTORIZED	MOTORIZED FUNCTIONS	
	MANUAL FUNCTIONS	



# E-VITA LITE [with MANUAL TR]



		E-VITA LITE [WITH SIDERAILS]
		NON XP
3 FUNCTION MOTORIZED	MOTORIZED FUNCTIONS	
	MANUAL FUNCTIONS	



# E-Vita Range

## BOOKING DETAILS



PRODUCT RANGE	SR. #	MODEL	CPL [Rs]	WPL[Rs]	ITEM GROUP	COLOR OPTIONS OF STICKER	ITEM CODE
E-VITA	IA	E VITA XP BED (WITH MANUAL TR & KNEEREST)	123000	100860	DTHBED	PEACH	STHC1E1B12231013
						GREY	STHC1E1B12231015
	IB	E VITA BED (WITH MANUAL TR & KNEEREST)	110000	90200	DTHBED	PEACH	STHC1E1B12232013
						GREY	STHC1E1B12232015
	IC	E VITA XP BED (WITH MANUAL TRENDELENBURG)	127000	104140	DTHBED	PEACH	STHC1E1B11231013
						GREY	STHC1E1B11231015
	ID	E VITA BED (WITH MANUAL TRENDELENBURG)	118000	96760	DTHBED	PEACH	STHC1E1B11232013
						GREY	STHC1E1B11232015
E-VITA LITE	II A	E VITALITE XP BED (WITH MANUAL TR & KNEEREST)	106000	86920	DTHBED	PEACH	STHC1E1A12231013
						GREY	STHC1E1A12231015
	IIB	E VITALITE BED (WITH MANUAL TR & KNEEREST)	96000	78720	DTHBED	PEACH	STHC1E1A12232013
						GREY	STHC1E1A12232015
	II C	E VITALITE XP BED (WITH MANUAL TRENDELENBURG)	112000	91840	DTHBED	PEACH	STHC1E1A11231013
						GREY	STHC1E1A11231015
	II D	E VITALITE BED (WITH MANUAL TRENDELENBURG)	102000	83640	DTHBED	PEACH	STHC1E1A11232013
						GREY	STHC1E1A11232015

**NOTE:**

The given CPL & WPL values are NOT inclusive of Taxes. Please include Tax/other expenses over & above the given values as applicable.

ED is Nil.

Delivery Terms are 4-6 weeks from Booking of Order.

LAUNCH CIRCULAR: E-VITA BEDS

# E-Vita Range

## BOOKING DETAILS

- For Product Related Technical Queries / Sales Support, please contact Swati / Samrat at 9920352879/ 9833729210 & at [swatiw@godrej.com](mailto:swatiw@godrej.com)/ [samratg@godrej.com](mailto:samratg@godrej.com)
- For Order Booking, please contact Anshuman / Ruchi at 9833558260 / 9969820899 & at [ams@godrej.com](mailto:ams@godrej.com)/ [ruchi@godrej.com](mailto:ruchi@godrej.com)
- For Dispatches, please contact Joseph at 9819940733 & at [jjd@godrej.com](mailto:jjd@godrej.com)
- For Product Specifications in pdf, please check Intranet after a week.
- For APOs, please log entry in the COTS with relevant details.

**Good Luck & Happy Selling!**