

Pisa Centre Table



Pisa Side Table



Simple . Sleek . Sturdy

Centre table is an essential piece of accent furniture in any entertaining space. Centrally located in the seating area the table becomes the prime focus of the room once everyone is seated. The simple sturdy structure, sleek floating appearance and smart details makes PISA tables stand out in the lounge or reception area.

Thoughtful Design

- Its sleek appearance makes the space look visually light and big.

Sustainable materials

- Field replaceable parts – enhanced life of product
- At the end of its life PISA TABLE is recyclable and all the parts can be easily dismantled and recycled

Key Visual Elements

- Understructure provides structural stability with a lighter look to the entire product.
- The wave is converted to straight lines to give a formal appearance to match office environment.

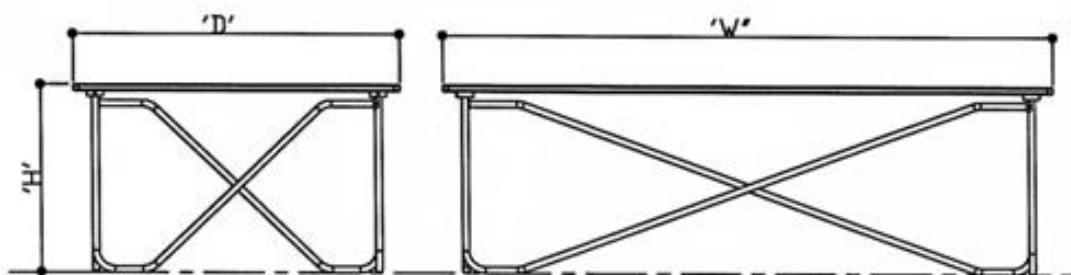
- Understructure in buff polished Stainless Steel grade 202.
- Table Top with rectilinear form with rounded boundaries and chamfered edges give it crisp and formal visual appearance
- 12mm thick Glass top is scratch resistant.

Safety Consideration

- Rounded edge profile eliminating sharp edges ensure your wellbeing
- Rounded touch points of understructure ensures minimal but firm contact with floor ensures no damage to flooring.
- Toughened glass ensures safety by reducing the risk of injury caused by jagged glass shards.

PISA Tables

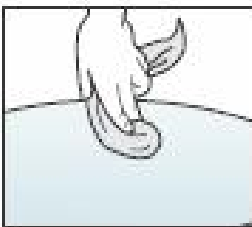
Product	Dimension (in CM)
Pisa Centre Table	112W x 60D x 35.1H
Pisa Side Table	60W x 60D x 35.1H



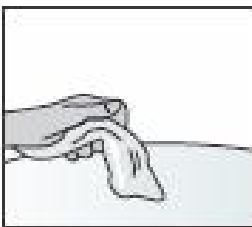


Care for Glass Parts

Do



- Cleaning and dusting your furniture on a regular basis will help extend the life of the product.
- For cleaning and maintaining the sparkle of glass surfaces, use standard glass cleaning liquids.

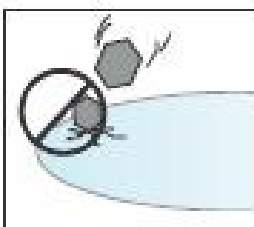


- Cleaning the surface with a dry cloth can leave scratches on the glass surface. Clean with soft moist cloth.

Don't



- Do not slide objects across the table top. Always lift and place the object softly.



- Avoid any kind of impact on the glass surface as it may cause the surface to shatter / break / crack.



Care for Stainless Steel Parts

Do



- Surfaces must be cleaned and dusted on a regular basis to extend the life of the product. The surface can be cleaned with a soft moist cloth and a neutral soap followed by a dry cloth to wipe it completely dry.



- Removing stubborn marks and stains or superficial rust stain it is recommended that you call Godrej Interio service personnel.

Don't



- Prevent contact with water and corrosive substances as they may damage parts of the product.



- Do not use abrasive cleaners as these tend to scratch or dull metal surfaces.
- Do not use steel wool or scouring pads to clean metal parts.



- Avoid sliding of objects across the furniture's surface. Always lift and place the object.