


godrej interio®





Your beloved furniture is a fun hotspot for your loved ones




Often, the fun transforms into your headache..




Instead of training your kids, pets & friends not to have fun on furniture.... Why not train your furniture not to get stained???






Meet furniture's first line of defence

What is NanoArmour???




- NanoArmour is an innovative fiber protection product, based on nanotechnology which protects almost any type of textile, rexene and leather from water, dirt, contamination and stains – while remaining completely invisible.

What is NanoArmour???




- It does not affect appearance of the textile, its ability to breathe, its color and is easy to maintain.
- Coated textiles become exceedingly water-resistant; making them impervious to stains.


What is NanoArmour???



- Oil, coffee and other frequent stains are a thing of the past, if the material is treated with this protective nano-coating.




Why NanoArmour???



- Permanence and longevity:

The UV-stability enables functionality for a long time, approximately the lifetime of the coated surface. We give warranty for the product for 1 year.

Why NanoArmour???



- Abrasion-resistant easy-to-clean effect:


A solid chemical connection with the substrate enables excellent abrasion and washing resistance – the coating adheres to the material until it is destroyed by external influences. Hence it offers a strong wash resistance.

Why NanoArmour???

- Washing agent stability:


The product is washing agent resistant. Usual household mild detergents can be used on the product.

Why NanoArmour???



- Prevents oil and water based stains.
- Dirt and dust resistant. Just dust your furniture & it is as good as new.
- Does not alter the 'feel' of the fabric
- Increases the life of fabric by resisting

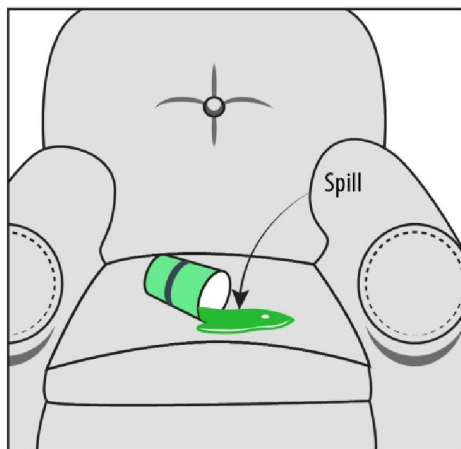
Why NanoArmour???



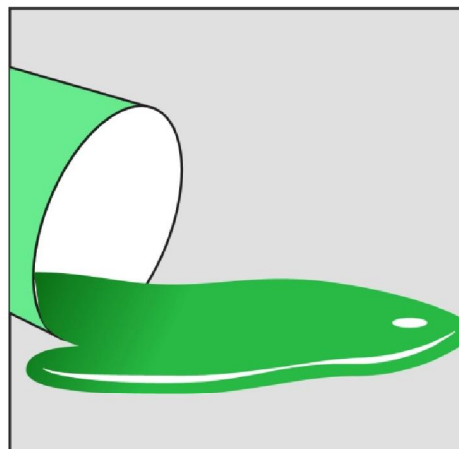
- Stops mildew, furniture stays fresh
- Material does not retain odors; Furniture can be coated indoors
- Contains UV protection to prevent fading, your furniture looks newer and brighter for longer
- Non-toxic when dry - safe for the environment including children and pets

How does it work???

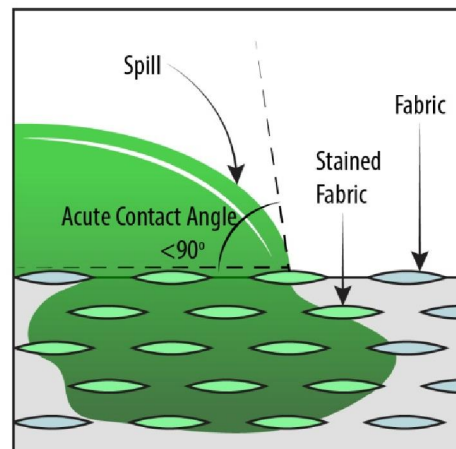
Without Armour Coating



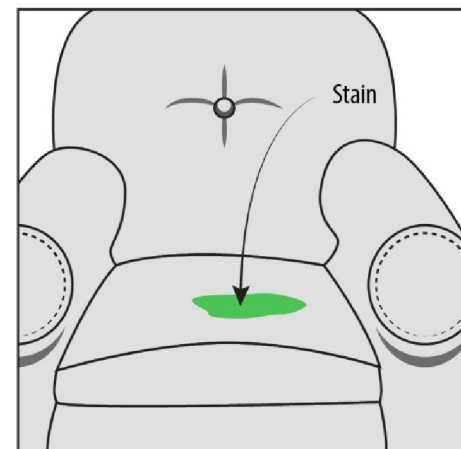
Uncoated Fabric



Spilled liquid spreads around

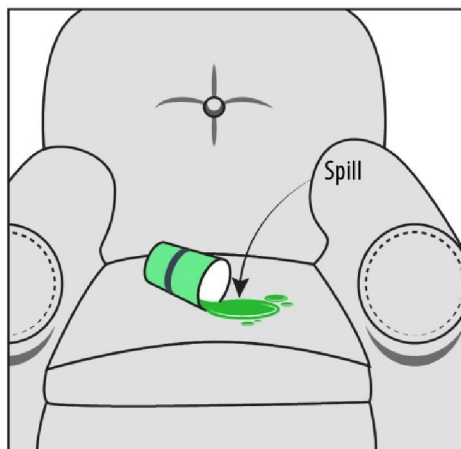


Liquid seeps through fabric pores due to low contact angle between drops and fabric surface

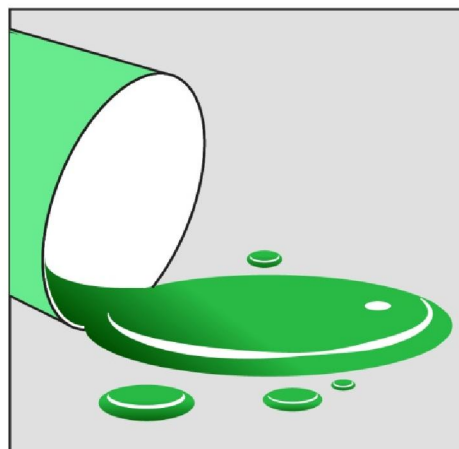


Leaves stains on fabric even when wiped immediately

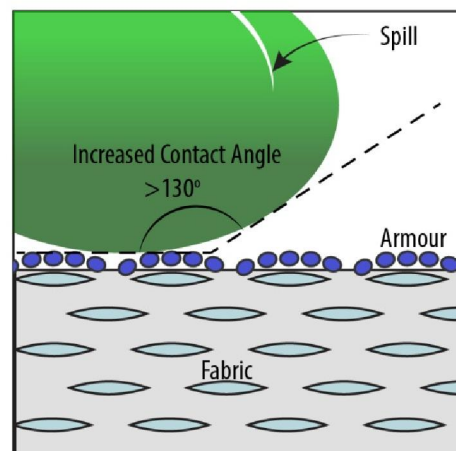
With Armour Coating



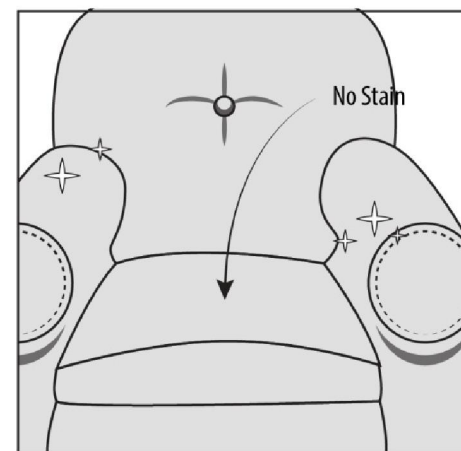
Armour Coated Fabric



Spilled liquid forms pebble like pools on fabric



Armour particles increase contact angle of liquid to an extent that the droplets can no longer seep in




Spill can be wiped off with ease leaving behind a clean surface

Protection from




How is it better than other products???




- Unlike other waterproofing and stain-resistant sprays on the market, NanoArmour is completely eco-friendly, non-hazardous and non-toxic.
- It doesn't contain any carcinogenic substances and is fluorine free, making it safe and perfect for use around children and pets.

How is it better than other products???



- It is odourless and invisible, so can be easily applied within confined spaces and will not affect the look, feel or breathability of the material.
- Alongside this, to uphold our sustainable values even our spray bottles are non-aerosol.

Booking Details

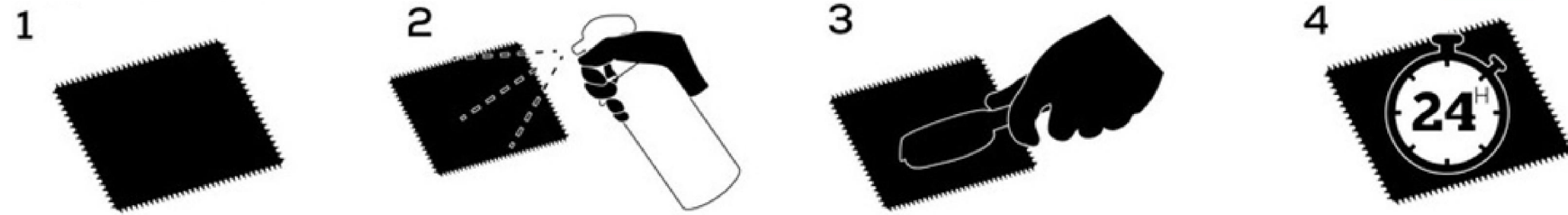



- BaaN Co – 239
- W/H – M56
- Item Codes

Item Code	Description	CPL	DPL
FUFABARMOUR05LXX	ARMOUR - FABRIC – 05KG PACK	11110	8890
FUFABARMOUR10LXX	ARMOUR - FABRIC – 10KG PACK	22220	17880
FUFABARMOUR20LXX	ARMOUR - FABRIC – 20KG PACK	44440	35560

THE PRICES MENTIONED ARE AS ON 27/02/2016

Application Instructions



STEP 1 = Ensure the surface is clean and free from dust and dirt. (Furniture in heavily dusty environments and old furniture may need thorough vacuum cleaning)

STEP 2 = Spray evenly over the entire surface from a distance of approx. 10-15 cm until surface is **damp**.

STEP 3 = The spray coating can be gently rubbed into the fibres to ensure it bonds deep into the material. We recommend using the soft paint brush. Allow a maximum of 10 minutes before repeat coating.

STEP 4 = Leave to air dry for **at least 24 hours** – once dry surfaces will exhibit water-repellent qualities but full protection requires settling time.

Please note – the application method is very important. Not following it properly may cause irregular protection or visible patches, so always follow the steps!

Application Equipment

- Compression Sprayer
FUARMOURAPPLISTD
Capacity = 1L



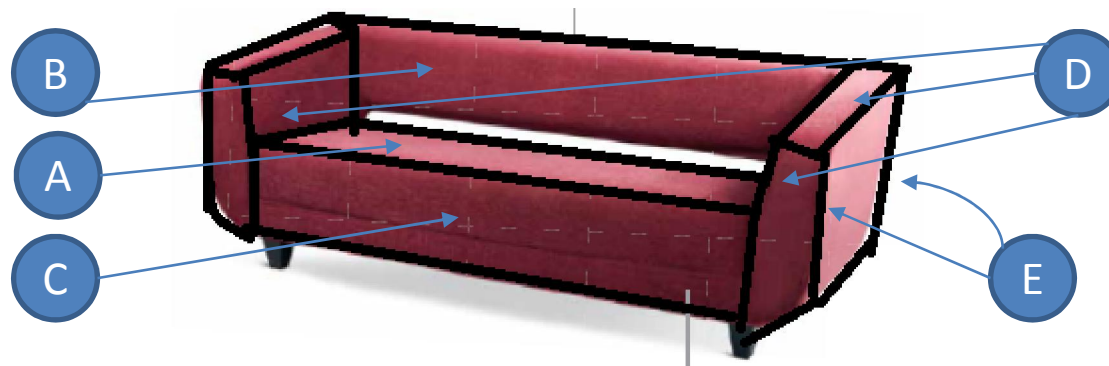
- Trigger Sprayer
FUARMOURAPPLISML
Capacity = 500ml



- Siphon Pump
FUARMOURSIPUMPXX

For removing the liquid from jerry cans into sprayers


Consumption for furniture




Sofa Coating Classification	Seat Top (A)	Back Front (B)	Seat Waterfall (C)	Arm rest Top Inner & Front (D)	Back of Back & side arm (E)	Expected Consumption (ml)		
						1 seater	2 seater	3 seater
Premium	✓	✓	✓	✓	✓	1250	1500	2500
Delux	✓	✓	✓	✓		1000	1250	1500
Advance	✓	✓	✓			500	750	1000
Regular	✓	✓				250	500	750

For Mattresses, approx 25-30 ml / sqft liquid will be consumed

****The figures mentioned are indicative – Actual consumption of material may vary as per type of fabric coated and technician****



Please go through the videos of the product for detailed visualizations and application procedure



Thank You