

An Enlightening Journey

Status Quo of Education Industry

Education Segment

| | | | | |
|--------------------|---|---|--|--|
| upto 5 years | std 1 to 5 and 6 to 8 5-14 years | std 9 to 10 14-16years | std 11 to 12 16-18 years | 18 years beyond |
| Pre Primary | Elementary | Secondary | Snr. Secondary | Higher Education |
| Playschools | Govt | Govt | Govt | Professional Education |
| | Gram Panchayat Schools Municipal Schools Kendra Vidhyalaya Jawahar Novodaya Vidhyalaya | Gram Panchayat Schools Municipal Schools Kendra Vidhyalaya Jawahar Novodaya Vidhyalaya | Kendra Vidhyalaya Jawahar Novodaya Vidhyalaya | Institutes Deemed Universities |
| | Govt Aided | Govt Aided | Govt Aided | Architecture Business Journalism Law Pharmacy Human Medicine Professional Engineering Professional Certification Scientific Dentistry Veterinary Medicine |
| | Private | Private | Private | |
| | CBSE CISCE IB State Boards of Education NOS | | Jnr College | General Education |
| | | | Industrial Training Institutes | University Science Commerce Arts |
| | | | Polytechnic | Polytechnic |
| | | | | Industrial Training Institutes |
| | | | | Jan Siksha Sansthan |

Status Quo of Education Industry

Spaces

Learning Space

Classroom
Lecture Hall
Training Room
Studio

Administrative Space

Staff Room
Faculty Chamber
Director/Principle
Administrative Office
Reception
Conference

Living Space

Dormitory
Hostel Room
Common Room

Auditorium

Auditorium
Large size Lecture Halls

Activity Rooms

Crafts Room
Maths Lab
Social Studies Lab

Break out

Canteen
Gym

Labs/Workshops

Computer Lab
Physics Lab
Chemistry Lab
Biology Lab

Target Segment



Higher Education -
Graduate & Post Graduate

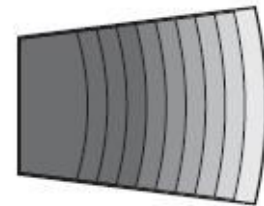

Promotes better infrastructure as an
quality that enhances learning.

Quality conscious and aware of
worldly enhancements

Changing Education Environment Over the Years



Top View




Needs Identified and Activities Mapped

- **Sturdiness with Safety**
 - Should withstand the impact of students for normal use
 - Should not have sharp corners /edges/hardware projections which can cause injury during normal use and movement
- **Durability**
 - The structure should last for a long time for a regular use and no frequent servicing should be needed

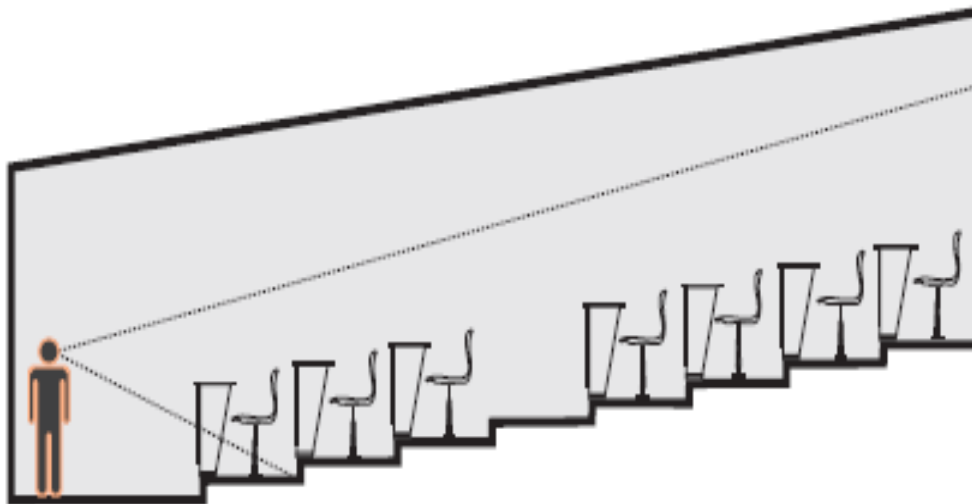
Needs Identified and Activities Mapped

- Edging
 - Edging should be resisted to temperature and humidity variations, tampering/fidgeting
- Ease of Maintenance
 - Should be sufficiently elevated from the floor to not accumulate dust, dirt, should be easy for cleaning from outside and underside



Needs Identified and Activities Mapped

- Modesty Panels



In a stepped class room
a modesty panel is
required to avoid uncomfortable
situations

Needs Identified and Activities Mapped

- IT Enabled Features



use of laptops/ tablets have increased in the recent years.

students observed to reach out for charging stations while attending class.

Needs Identified and Activities Mapped

- Storage Solution



- Individuality

Individual Work



This gave birth to an offering

-
-
-
-

A complete solution

INTRODUCING enlighten



A **VERSATILE** PARTNER THAT MEETS
EVERY EDUCATIONAL REQUIREMENT



enlighten

THE enlighten ADVANTAGE

CRAFTED TO CREATE END-USER DELIGHT

Contoured and Cushioned seat backs



No sharp corners resulting in better safety



Hooks for bags and belongings



Auto tip up seats increasing space and comfort



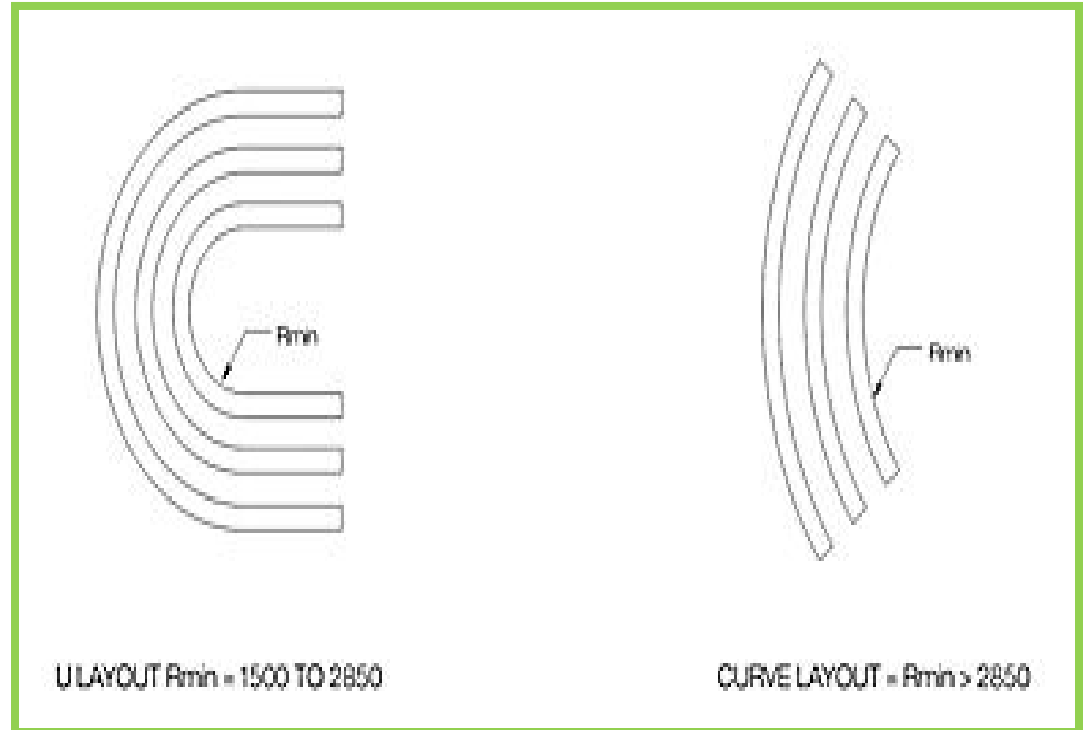
Switchboard provisions for charging and power



enlighten

Layout Specific Design

- ❖ Enlighten is designed to solve most of the layout concerns. Be it adjusting students in a room or fitting the product into **different layouts** – we have a solution for them all.
- ❖ Not just that, it also adjusts to a **stepped set up** of the room whose height can be upto 300mm



enlighten

Other Smart Features That Just Cannot be Ignored

- ❖ Product comes with a Front+Middle+Back modular set up different from typical Bench+Desk set up which enhances flexibility of space between rows.
- ❖ User Comfort is maximized by allowing middle module to be height adjustable in a stepped layout.
- ❖ Specially designed hinged modesty panel allow the product to fit into even a curved and U shaped layout.

Comparison with Namaste II



Namaste II



Enlighten



| FUNCTIONALITY | | |
|--|--|---|
| FEATURES | Enlighten | NAMASTE-II |
| 1.Curvilinear top | Yes | No, only straight top. |
| 2. Folding Seat | Yes, auto tip-up mechanism | Yes, Manual closing “USER ASSISTED CLOSING” |
| 3. Wire Management / Carrier | Yes | Yes (Only for Individual Modules) |
| 4. Hook provision for hanging bags | Yes | No |
| 5. Back Cushion for Seat | Yes | No |
| 6. Adaptability for Stepped Classrooms | Yes (Adjustment of seat heights for step heights 0 and 100 to 300mm in 50mm pitch) | Yes (Adjustment of seat heights for step heights ranging from 0 to 180mm in 20mm pitch is available on request) |
| 7. Worktop / Desk | As per layout, worktop size will be decided | Continuous single work top(for 2 & 3 Seater) as per the dimension of the module. |

| FUNCTIONALITY | | |
|--------------------------|-------------------------------|--|
| FEATURES | Enlighten | NAMASTE-II |
| 8. Storage / Shelf | No | Yes |
| 9. Switch Socket Cut-out | Optional | Yes (Only cut-out , as per std 6 modules Anchor Roma Tresa (Code:30250H) |
| AESTHETICS | | |
| 1. Colour Options | Chocó & Textured Wanbow White | Noce Versailles & Bond White Slate Grey & Bond White |

Credibility

Performance tested as per
BS EN 1729-2:2009(E)




High Sustainability quotient
Recycled content: 14.3%
Recyclable content: 93.4%
Rapidly renewable content: 5%



Manufactured in facilities
conforming to **ISO 14001**



Greenco Certified



DESIGN WALL AWARD WINNER
AceTech'15 - Bangalore

THANK YOU