



THE EXISTING MARKET & THE EXISTING PRODUCT




Fixed height
chair



Multiple files and
papers lying
unorganized

No wire-management



CPU on the table reduces available work space



CPU on the floor : Dust gets accumulated and is not used ergonomically

INTRODUCING ENTERPRISE



enterprise



ABOUT ENTERPRISE


§ With time, the needs of our customers have changed

§ Paper work is being replaced by computers in Government organisations and PSUs.

§ There is an emerging need for Wire management in-built into the desks.

§ People now give importance to the aesthetics and functionality .

§ ENTERPRISE our range of Enhanced Unitized tables has been designed to take care of these changing needs of our customers



TARGET AUDIENCE

ENTERPRISE has been designed keeping in mind the changed needs of the Government

And PSU organisations



FEATURES

COMBINATION OF WOOD AND STEEL

Enterprise is a great combination of wood and steel. Wood gives aesthetics to the table and steel adds to the sturdiness

FUNCTIONAL

Enterprise enables the user to carry out his routine paper work and at the same time enables the use of PC. It provides adequate space to carry out routine tasks. It also facilitates the users interaction with the visitor.

SIZE OPTIONS

Four different size options meets all the hierarchical needs of any organisation. They are available in widths of 1200, 1350, 1500 and 1650 mm.

FEATURES

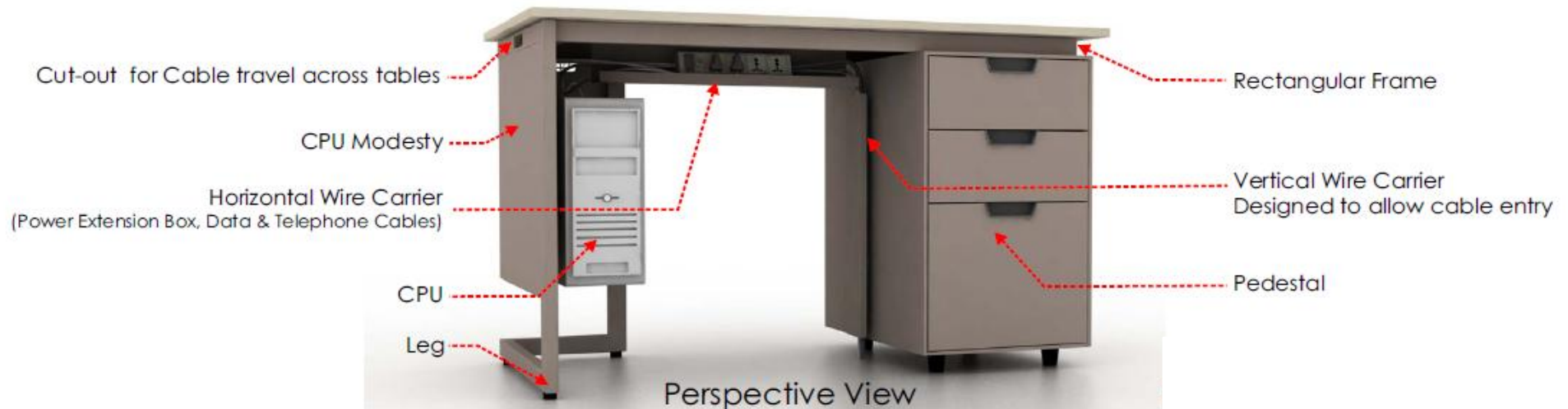
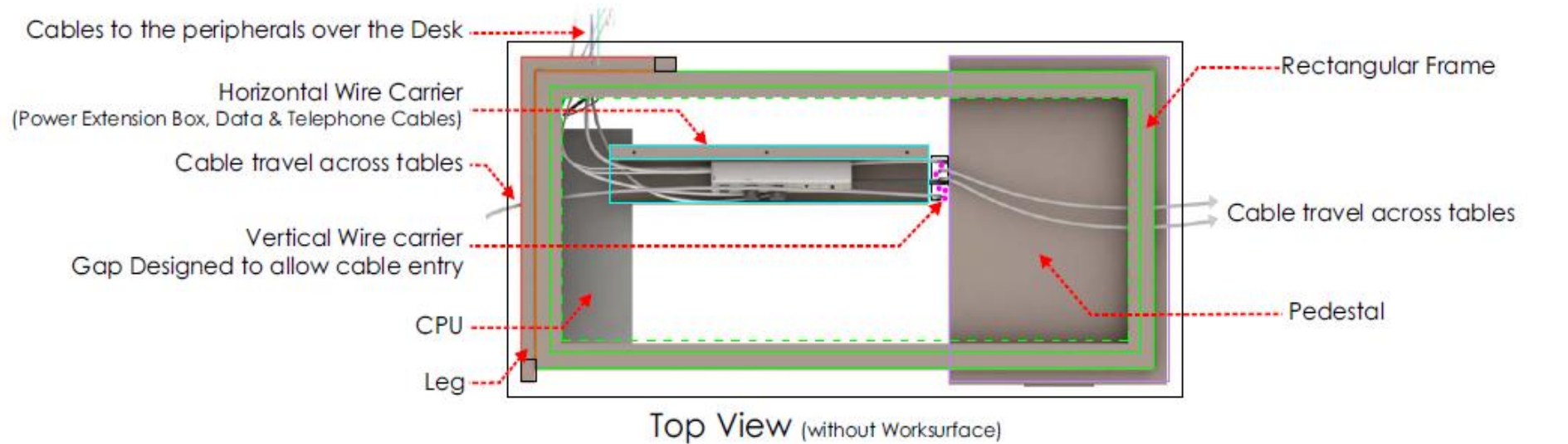
COLOR OPTIONS

Enterprise is available in 5 New, trendy colours that will make offices Brighter

WIRE MANAGEMENT

All the wires can now be concealed.... since Enterprise has in-built wire management. The side panel has cut-outs on the side that carries the wire to the Monitor

FEATURES



FEATURES



Wooden Modesty panel offers the needed privacy.

Available in 1500 and 1650 Width tables only



Sufficient Storage provided for in the pedestal
takes care of the storage requirement

FEATURES



An Accessory : CPU Mount ensures that the CPU does not take space on the floor.



CPU Mount (Fixed as well as Swivel) can be mounted on to the table top.

NOTE : CPU Mount is an accessory that will be offered by SERVICE team and will have to be booked separately

FEATURES



Wire Carrier

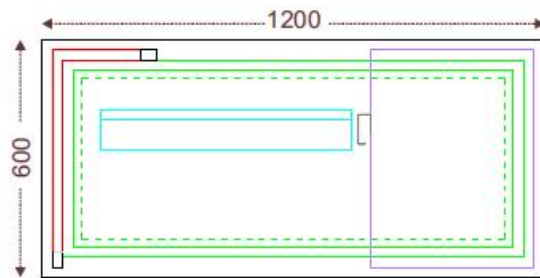


Slots provided in the top frame for
passage of wires

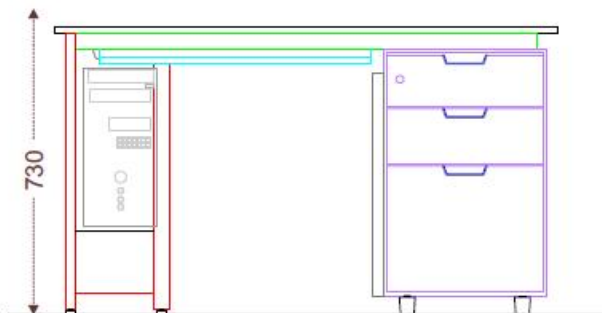
LINE DIAGRAMS

LINE DIAGRAM

1200x600
LH &RH Options



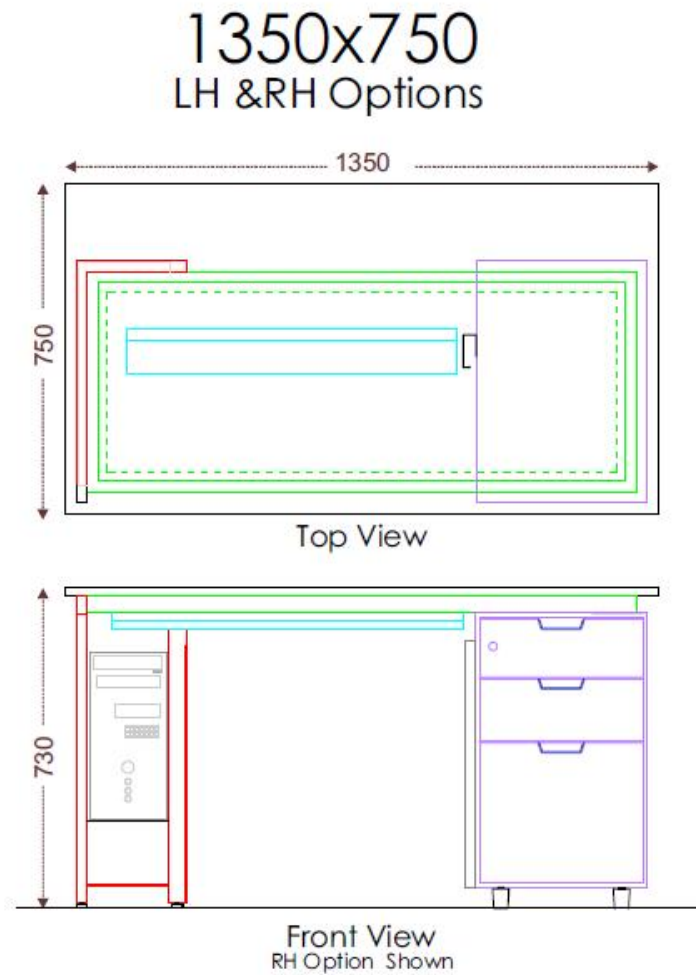
Top View



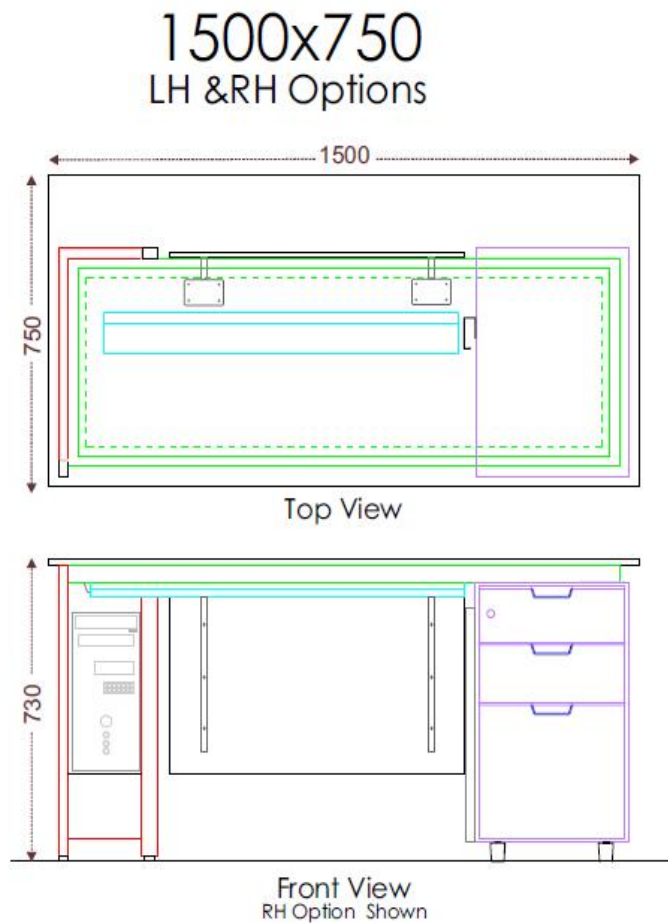
Front View
RH Option Shown



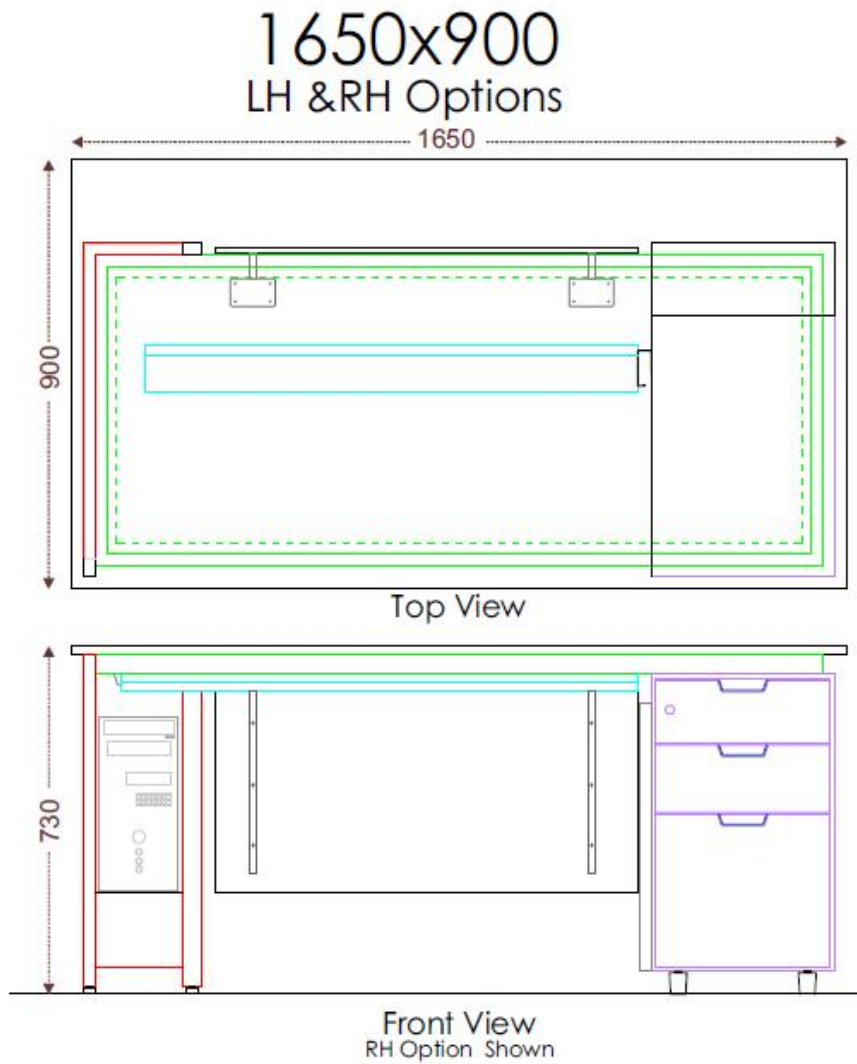
LINE DIAGRAM



LINE DIAGRAM



LINE DIAGRAM



COLOR OPTIONS

ENTERPRISE COLOR OPTIONS



ENTERPRISE COLOR OPTIONS



Douglas Pine with
SG 410C Under structure



Mountain Larch (White) with
SG 408C Under structure

ENTERPRISE COLOR OPTIONS



N. Teak with
Char Brown Under structure



Maldau Dark Acacia with
SG 408C Under structure

ENTERPRISE COLOR OPTIONS



M. Grey with
Matt NK Grey Under structure

BAAN CODE & PRICING

ENTERPRISE will be available as a set of 2:

STENT1200RHDPSXX

- 1200 is the width. Other width options being 1350, 1500 and 1650 mm
- RH and LH options available
- DP stands for the laminate shade : Douglas pine

Other laminate options available are : (All Novapan)

- ML – Mountain Larch (White)
- NT – Nyna Teak
- MA – Maldau Dark Acacia
- MG – Metal Grey

DELIVERY

Lead-time will be 4 weeks ex-works from date of booking. Branch has to book the RPLs manually at their end.

ASSEMBLY & SERVICE

The assembly guideline sheet and details about service components with coding & pricing will be circulated by service department separately.



Initiative by Godrej Interio

THANK YOU !!!